



*Sterndrives  
& Inboards*  
PETROL



## WHERE IT COUNTS

A GREAT DAY ON YOUR BOAT. THAT'S THE REWARD FOR WORKING HARD, WAKING UP EARLY, AND DOING WHATEVER IT TAKES TO GET OUT THERE. BECAUSE TIME ON THE WATER IS THE TIME THAT COUNTS. THAT'S WHY IT'S GOOD TO KNOW YOU'VE GOT MORE THAN AN ENGINE BEHIND YOU. YOU'VE GOT AN ENTIRE COMPANY, DEVOTED TO MAKING YOUR BOATING LIFE ALL YOU WANT IT TO BE. ON AND OFF THE WATER.



MerCruiser is committed to Emissions Control Technology (ECT), offering a full line of sterndrive and inboard engines in the 135 - 430 hp range. To meet Recreational Craft Directive (RCD) emissions standards, Mercury Marine utilises a reliable catalyst system that produces cleaner exhaust without limiting classic MerCruiser performance.



MerCruiser's SeaCore technology is a comprehensive corrosion protection system developed to ensure your MerCruiser engine handles the rigors of the marine environment over the long haul. Built-in corrosion-fighting features, including hardcoat anodized components, a closed-cooling system (which seals out saltwater from the block) and widespread use of stainless steel parts impervious to saltwater corrosion contribute to a system that's the toughest and most complete corrosion-resistant technology on the water.



Amazingly smooth and responsive, DTS replaces the lag and hesitation of traditional throttle and shift cables with digital precision, resulting in smooth shifting and instant throttle response. DTS also includes auto synchronization, allowing you to control multiple engines with a single control lever.



The MerCruiser Axis system simplifies docking and low-speed manoeuvring by using a joystick to control steering, throttle and shift. The intuitive and natural user interface provides total boat control with one hand, meaning virtually anyone can dock safely with total confidence. Axis Premier provides advanced open-water benefits.





## PETROL STERNDRIVES

4.5 LV-6 - - - - -	6
6.2 LV-8 - - - - -	8
8.2 LV-8 - - - - -	10

## PETROL INBOARDS & TOWSPORTS

6.2 LV-8 - - - - -	14
8.2 LV-8 - - - - -	16
6.2 LV-8 TOW SPORT - - - - -	18

## THE MERCURY ADVANTAGE

ALPHA® & BRAVO® DRIVES - - - - -	20
JOYSTICK PILOTING - - - - -	22
PROPELLERS - - - - -	24
SMARTCRAFT TECHNOLOGY - - - - -	26
QUICKSILVER MARINE PARTS & ACCESSORIES - - - - -	28
DEALER NETWORK - - - - -	30

ENGINE SPECIFICATIONS - - - - -	31
---------------------------------	----







# Gasoline Sterndrive

**Always Changing to remain the same. The Leader.**

Being in complete control of your vessel. Feeling absolute freedom the moment you hit the throttle. Maintaining your boat less often with zero aggravation. Knowing wherever you go you can always depend on Mercury MerCruiser Sterndrives. That is what we like to call better boating.

Everything we do - from product innovations to dealer support - is supported by a simple motivation: to make boating easier, more enjoyable and just better, no matter how you choose to spend your time on the water.





# 4.5L

V-6 Sterndrive - 200 hp - 250 hp

## *The Next Generation*

*Mercury MerCruiser is proud to introduce the revolutionary 4.5 L sterndrive engine, designed specifically for marine use and manufactured at Mercury's worldwide headquarters in Fond du Lac, Wisconsin. Featuring a host of engineering innovations, the 4.5 L series establishes new standards for power-to-weight ratio, driver experience, acceleration, durability, and ease of maintenance. Welcome to the next generation of MerCruiser sterndrives: **powerful, proven and purpose-built**. Welcome to perfection.*







### Powerful Performer

Thanks to its new, **long-runner scroll intake manifold** that draws in more air and converts it into additional torque, the 4.5 L delivers a groundbreaking power-to-weight ratio and gives you V-8 power in a V-6 package.



### Smooth & Quiet

The 4.5 L's newly designed **rear-facing throttle body, anti-whistle throttle plate**, engine cover and mounts, lightweight flywheel, fuel-supply module, and structural oil pan all work together to deliver a superior idle, smoothness and low vibration. Resulting in an exceptional driving experience.



### No more Throttle Adjustment

The 4.5 L comes standard with **Adaptive Speed Control**, which automatically maintains engine rpm regardless of load or water conditions. The result is increased throttle response and a sporty feel.



### Built for Marine

Designing a V-6 block solely for marine use allows Mercury to build the 4.5 L with **the ultimate protection system**, using cast iron componentry where the engine intersects with seawater, and using corrosion-resistant aluminium and composites everywhere else.



Mercury engines used for recreation receive limited corrosion protection for three full years. You're covered in even the harshest saltwater and freshwater environments.



# 6.2L

V-8 Sterndrive - 300 hp - 350 hp

## *Rethink the V-8.*

*We certainly did. Everything, part by part, system by system, with a total design and engineering commitment to marine use. The result? A 6.2 L V-8 engine with unparalleled torque and acceleration to get you on plane quickly and smoothly. A whole new sporty feel at the wheel. Significant reductions in sound and vibration at the helm. Major improvements in the cockpit environment, by design. All wrapped in the legendary reliability you've come to expect from Mercury.*

***No V-8 is built like it. No V-8 runs like it.***







### Powerful Performer

Power and acceleration is delivered with 6.2 L of displacement and a long-runner scroll intake manifold that optimizes air flow for higher torque.



### Smooth & Quiet

An unmatched boating experience thanks to an intake resonator and aft-facing throttle body that work together to dramatically reduce noise, while directing the engine sound away from the cockpit. Front and rear engine mounts isolate vibration for a smooth, quiet performance.



### Sporty Handling

**Adaptive Speed Control** maintains rpm during hard turns, creating a sportier, more intuitive driving experience without needless throttle adjustments.



### Built for Marine

The new Mercury® sterndrives utilize high displacement 4.5 and 6.2 L engines, designed to generate the power and torque needed to propel boats – across the water, not the pavement – while improving the reliability and serviceability you expect with this class of engines.



*“An engine that pulls away from automotive thinking.”*

**David Foulkes,**  
Vice President, Engineering



Mercury engines used for recreation receive limited corrosion protection for three full years. You're covered in even the harshest saltwater and freshwater environments.



# 8.2L

V-8 Sterndrive - 380 hp - 430 hp

## *Performance Powerhouse*

*When it comes to great performance on the water, Mercury MerCruiser is legendary. Our engineers collaborated with the performance gurus at Mercury Racing to design the 8.2 L Big Block V-8 series. High displacement volume, premium MPI fuel injection and high-tech componentry combine to deliver outstanding acceleration, immediate planing and instant throttle response throughout the rpm band. The result is a powerhouse that leaves all others in its wake.*







## High Technology

**Long runner intakes** pack more air into the chamber, while the advanced MPI system fine-tunes the fuel-to-air mix, producing more power on combustion. High-performance aluminium cylinder heads improve mid-range acceleration. Digital Throttle & Shift provides silky-smooth operation.



## Durable

A **high-displacement footprint** allows the V-8 to work smarter – not harder – with lower revs to ensure longer engine life. Engine Guardian is standard and averts potential problems with timely intervention, while the Cool Fuel Module prevents vapour lock.



## Big Power From Little Petrol

These large-displacement big blocks put all the power you want on the line when you need it – just the ticket for larger cruisers. But that doesn't mean you have to sacrifice fuel economy. **MerCruiser's MPI and ECT systems** work in tandem to deliver fuel to the combustion chamber with precision and minimal waste.



## Corrosion Protection

The **MercFusion Paint System** creates an outer seal against the elements, while MerCathode provides automatic protection against galvanic corrosion. For maximum defense against saltwater effects, the SeaCore industrial hard coat anodising system and closed-cooling circuit is available with the Bravo drive.



Mercury engines used for recreation receive limited corrosion protection for three full years. You're covered in even the harshest saltwater and freshwater environments.







# Petrol Inboards & TowSports

## Powering your perfect day.

Our idea of a good time is your idea of a good time. It's also what our MerCruiser TowSport inboard engines are designed to deliver. With extra torque for effortless slalom starts. Precise engine control for smoother ski and wakeboard tows. And abundant power to get you up to speed. These proven MerCruiser inboards give you everything you need to spend your day exactly the way you want.



# 6.2L

V-8 Inboard- 300 hp - 350 hp

## *The V-8 Inboard. Redefined.*

*The all-new, clean-sheet-of-paper, 6.2 L inboard built specifically for marine use. It starts with a V-8 engine design that delivers the torque and acceleration needed to get boats on plane and hold them there. Then there's the total rethink of sound and vibration, and how to keep it off the steering wheel and out of the cockpit. Finish it off with the finest, most comprehensive corrosion protection package – built from day one around the unique challenges of tough marine environments – and you've got yourself a whole new level of reliability, control and pure boating excitement.*







## Power & Performance

6.2 L of displacement and a V-8 block combine with a **Multi-Port Fuel Injection system** for big-time, fuel-efficient running performance throughout your rpm band.



## Speed Control

**Adaptive Speed Control** maintains rpm during hard turns for a sportier driving experience.



## Precise Control

**SmartCraft® Digital Throttle & Shift** for an ultra-responsive throttle and smooth, precise shifting.



## Corrosion Protection

**Closed cooling system** keeps salt where it belongs – in the ocean.




Mercury engines used for recreation receive limited corrosion protection for three full years. You're covered in even the harshest saltwater and freshwater environments.

# 8.2L

V-8 Inboard- 375 hp - 425 hp

## *Smooth Cruising*

*If frequent stops for service and repairs aren't something you look forward to, it's time to consider Mercury MerCruiser's inboard line. Ranging from 300 hp to 425 hp, these capable V-8 inboards are designed to combine high performance with reliability – ensuring that you get to your destination quickly and return home again safely. Their durable design, tested over thousands of sea miles, makes them virtually maintenance-free.*







## Power & Performance

**High-displacement volume** and premium MPI fuel injection combine to deliver outstanding acceleration, instant planing and smooth performance throughout the rpm band. Mercury SmartCraft Digital Throttle & Shift is standard, providing precision throttle response and effortless steering.



## Corrosion Protection

The freshwater closed-cooling system (standard) dramatically limits potential corrosion. In fact, Mercury is so bullish about the anti-corrosion technology built into these engines, we offer a **standard three-year limited corrosion warranty**.



## Durable & Reliable

Rugged durability is ensured by high technology and heavy-duty componentry. Mercury's Engine Guardian monitors critical sensors for any sign of a problem and immediately takes action to stop engine damage. You'll enjoy hours of hassle-free operation thanks to standards like the **water-cooled Cool Fuel delivery system**, which prevents vapour lock.



## Fuel-Efficient

Electronic MPI and standard ECT combine to deliver precisely the correct amount of fuel for every stage of operation – no more, no less. The result is **fuel economy that stretches your boat's range and your dollar**.



*"Only the best of the best  
through ruthless testing."*

**Rick Roth**  
Test Engineer



Mercury engines used for recreation receive limited corrosion protection for three full years. You're covered in even the harshest saltwater and freshwater environments.

# 6.2L

V-8 TowSport- 320 hp - 370 hp

## *Ready for takeoff.*

*The all-new 6.2 L MerCruiser tow sports engine is your launch pad. Its powerful high-displacement engine creates strong, consistent torque that will outlast any skier or wakeboarder you're pulling. The driver will enjoy the smooth, quiet idling and its ability to run all day without running through a lot of fuel. A tow sports engine that gives you the whole package. The time-proven, performance-driven, purpose built 6.2 L V-8.*







## Maximum Torque

**Instant power and torque.** Thanks to an air plenum manifold system that pumps more air into the combustion chamber resulting in greater power output.



## Durable & Reliable

The low friction valvetrain design of **the 6.2 L engine** transfers the torque and pulling power you want straight to the prop and the tow rope. Smoothly and efficiently.



## Intuitive Controls

Pair these engines with **VesselView featuring SmartTow** and choose from an array of profiles to dial in your ideal launch and cruising speeds. Five pre-set launch controls – from gradual to aggressive acceleration – can be customized to suit the whole family.



## Fuel-Efficient

**The post O2 sensors** and the 6.2 L catalyst system contribute to better fuel efficiency and lower exhaust emissions. Two things that add up to a better day on the water.



Mercury engines used for recreation receive limited corrosion protection for three full years. You're covered in even the harshest saltwater and freshwater environments.

# ALPHA<sup>®</sup> & BRAVO<sup>®</sup> DRIVES

## The Business End

*Mercury MerCruiser offers an outstanding selection of state-of-the-art drive systems for single- and multi-engine applications. You can find the right match for any sterndrive-powered boat here, from runabouts to cruisers to poker-run contenders. Each of these drives is engineered to provide the manoeuvrability, efficiency, ease of maintenance, and reduced cost of operation that today's boaters demand, along with the power and performance you've come to expect from Mercury Marine.*



Available with

**SEACORE**  
system



### Alpha One

It's the world's most popular sterndrive for many great reasons. Alpha One drives slice through the water almost effortlessly, thanks to their efficient hydrodynamic profile, which produces minimal drag and improves responsiveness. Alpha One is designed for boats capable of cruising at up to 65 mph (56 kn), paired with petrol engines delivering up to 300 hp. But what really makes this drive so popular is its low cost of operation. Maintenance-free features, including an integrated water pump and permanently lubricated pivot points, dramatically reduce maintenance time and costs while improving reliability and, ultimately, your boating experience.

### Bravo One, One X & One XR

When we say Bravo, we're talking power. The Bravo One line of single, twin and triple drive applications features an exclusive performance-torpedo design and a deeper skeg that expands the rudder area, increasing steering response and manoeuvrability at high and low speeds.

Dual water pickups make these drives ideal for boats capable of reaching a blistering 100 mph (86 kn) and for petrol engines delivering up to 600 hp.

Bravo One drives feature best-in-class shifting, while a trim limit switch sets the drive angle for consistent maximum performance. The greaseable drive coupler makes service quick and easy without removing the drive unit.





Available with

**SEACORE**  
system



## Bravo Two, Two X & Two XR

Designed to deliver the thrust and lift that big cruisers and houseboats require, Bravo Two series drives are available in twin applications for petrol engines up to 450 hp and deliver speeds of up to 55 mph (48 kn).

Due to their longer-length design and the girth of the gearcase, Bravo Two drives can easily accommodate a huge 20-inch diameter prop with deeper gear ratios, providing high thrust, quick planing and improved fuel economy.

Maintenance-free hinge pins allow for easy service without having to haul the boat, while permanent pivot points minimize maintenance time – meaning your boat spends less time in the shop and more time on the water!

Available with

**SEACORE**  
system



## Bravo Three, Three X & Three XR

Featuring a highly efficient counter-rotating twin-prop design, Bravo Three drives deliver superior holeshot for fast planing, great acceleration, world-class performance and precision manoeuvrability in forward and reverse. Whether you're navigating in a crowded marina, docking in tight quarters, or simply throttling up for top performance, Bravo Three drives make handling intuitive, even in large boats.

They're also easy to maintain. The greaseable gimbal bearing allows for servicing without removing the drive unit and results in reduced costs. Available in single or twin installations, these drives can accommodate speeds of up to 65 mph (56 kn) and provide up to 525 hp when paired with petrol engines.

# Next-generation Joystick Piloting

Few technological innovations have given boaters more confidence when docking a boat or manoeuvring at low speeds in the marina than Mercury's Joystick Piloting System, which provides 360-degree fingertip control over the boat's steering and propulsion. For 2017, Mercury Marine is unveiling the next generation of the Joystick Piloting System for Verado outboards.

Mercury's engineering team has made a series of evolutionary enhancements to the Joystick Piloting System, which is part of the SmartCraft digital technology suite. Together, these enhancements will take boaters to an entirely new level of driving ease and enjoyment.

## JOYSTICK PILOTING

### Key features

- New contemporary styling.
- Integrated Precision Pilot Pad functionality makes Joystick operation even more intuitive.
- New Joystick's mode indicator prominently indicates to the operator Route, Heading and Skyhook modes, and shows how to change Heading in 1- and 10-degree increments.
- New LED light ring changes colour to indicate status of Joystick operating mode.
- Electronic Steering Helm provides the operator with more intuitive feedback on boat speed, steering angle, wheel turning rate and acceleration.
- Enhanced reverse thrust for Verado outboards provides even better control in Joystick Piloting for Outboards applications.







## Standard features

### JOYSTICK FUNCTIONALITY

- Move sideways and at an angle
- Rotate on it's own axis with a twist of the joystick
- Intuitive, proportional control of thrust and speed
- Enhanced docking control mode
- Hold prolonged low speeds through no-wake harbors
- Auto trim sets engine trim at optional level when joystick is engaged

### SAFETY, RELIABILITY AND DURABILITY

- Engine Guardian for protection and peace of mind
- Based off of proven Axius® and Zeus® pod designs

### ENGINE OPTIONS

#### UP TO 4 ENGINES

- 250 hp Verado®
- 300 hp Verado®

### ADDITIONAL FEATURES

- DTS
- SmartCraft
- Dual helm capable

## Premium features



VesselView 502



VesselView 702

### VESSELVIEW®\*

Access and monitor all of your vessel's systems from a central location, or set the Cruise Control feature.

\*Joystick Piloting available with VesselView 502 and VesselView 702

### WAYPOINT SEQUENCING

Simply chart your course and engage Waypoint Sequencing. Joystick Piloting will guide you to your final destination, waypoint by waypoint.

### AUTO HEADING

The control system uses its integrated electronic compass to lock onto your heading to keep your boat on course.

One degree heading adjustments can be made from the joystick and 10 degree adjustments can be made from the control panel.



MERCURY PROPELLERS

# *Redefining Perfection*

*Performance, quality and decades of engineering experience have made Mercury Propellers® the world leader in sterndrive and inboard propeller production. Mercury Propellers beat the competition in top speed, acceleration and fuel economy.*

*Each Mercury propeller is manufactured by Mercury Marine at its dedicated casting facility in Fond du Lac, Wisconsin, a legendary foundry that transforms molten metal into pure boating performance.*





## Getting ahead of the crowd – fast!

If you want performance and durability, look no further than Mercury's line of aluminium props. Some aftermarket competitors claim to have performance that beats Mercury's, but at Mercury, we test our own propellers as well as those of our competitors to ensure our customers receive only the best. If you care about the performance of your boat, choose Mercury propellers. There are no substitutes.



### FLO-TORQ® HUB SYSTEM

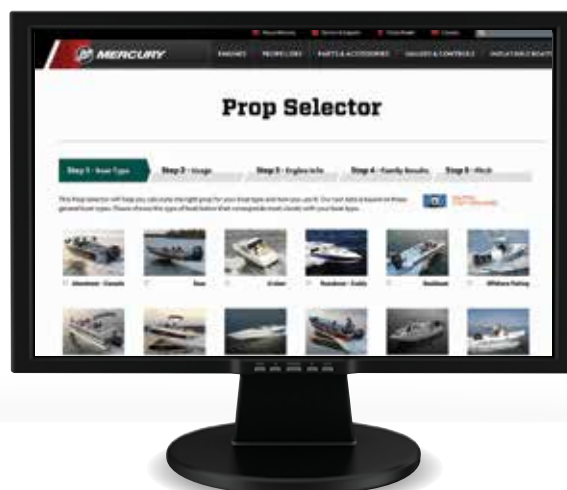
For superior prop confidence and dependability, corrosion-resistant Mercury props feature Flo-Torq hub technology to protect your gearcase. Flo-Torq is also designed to get you home in the event of a prop strike. Flo-Torq hub systems feature innovative noise-reduction technology, and all Flo-Torq hubs are corrosion-resistant in freshwater and saltwater.

## Find the perfect prop

Follow five easy steps on the **Mercury Prop Selector** to find the ideal prop options for your boat and conditions.



Try it now at:  
[MercuryMarine.com/propellers](http://MercuryMarine.com/propellers)



## MERCURY SMARTCRAFT INTEGRATED TECHNOLOGY

# KNOWLEDGE IS POWER

Our goal for SmartCraft is simple: Make boating easier. We achieve that through the use of innovative technologies that are field-tested and proven to improve all aspects of the boating experience. SmartCraft technology is the backbone of Digital Throttle and Shift (DTS), Joystick Piloting and Mercury Marine exclusive features such as Smart Tow and ECO.

To keep you safe on the water, SmartCraft also monitors all critical engine functions and environmental conditions.

Ask your Mercury dealer for additional information and to help customize the right SmartCraft system for you.



## DIGITAL THROTTLE AND SHIFT

Our SmartCraft **Digital Throttle and Shift (DTS)** delivers precise control and smooth operation to the outboard experience.

### **Advanced DTS features\* include:**

- **Start / Stop** – Start and stop your engine with a push of a button
- **Single Lever Mode** – Control multiple engines with just one lever
- **Dock Mode** – Reduce control sensitivity by 50 % for easier docking and improved manoeuvrability
- **Lighting Control** – Brighten / dim all Mercury helm-component lighting from one location at once

*\* Features dependent on control and application*



Dual Handle DTS Control



*The Active Trim system is an integrated GPS, speed-based automatic engine trim system.*

## MERCURY ACTIVE TRIM

This intuitive, hands-free system continually adjusts engine trim based on changes in boat speed to improve performance, fuel economy, and ease of operation. It responds to boat maneuvers and speed changes with precision and delivers a better overall driving experience. No knowledge of trimming an engine is needed to take advantage of Active Trim.

### **How does Active Trim work?**

- Active Trim automatically controls trim to maintain the optimum drive position based on RPM and speed
- As the boat accelerates, the engine will trim out
- As the boat decelerates, e.g. making a turn, the engine will trim in
- Active Trim can be overridden at any time by using the manual trim buttons
- Active Trim allows the boat operator to compensate for changes in boat load, driver preferences, and weather conditions while maintaining full automatic control
- A selectable trim profile will set the right trim for any boat
- Active Trim operates up to 50 mph (80 kmph)
- Operation above 50 mph may require trim adjustments using the control handle trim position switch





VesselView 702



VesselView 502

## VESSELVIEW

**Mercury VesselView** – the premier engine information display in the industry – allows boaters to display engine information, genset, sounder, HVAC and much more.

### **VesselView 502 & VesselView 702 provide multiple advanced features:**

- 5-inch widescreen display with 16x9 HD aspect ratio Features a bright 16x9 aspect ratio, high definition glass touchscreen with glare reducing coating and dimmable lighting
- Features a built in 10Hz GPS and chart plotter capability
- Can be integrated with all the Simrad accessories for the NSS evo2 product line: Radar, Sonar transducers, Fish Finder transducers, AIS, VHF, Sonic Hub/Fusion Link, C-Zone digital switching and more
- Descriptive fault text display provides up-to-date information for 30+ engine parameters
- Gateway functionality to allow SmartCraft data to be displayed on NMEA 2000 devices

### **VesselView 702 Exclusive Features:**

- Hybrid touch screen and button interface allows users preferences for display interaction
- Incorporates two video input
- Equipped with a Micro SD card slot




## MERCURY VESSELVIEW MOBILE

Available for iOS and Android mobile devices, including smartphones and tablets, the VesselView Mobile app instantly provides users access to their boat's SmartCraft® digital data in the palm of their hand.

The product is compatible with all Mercury SmartCraft-capable engines 40hp and above built since 2003. One module supports single through quad engine applications.

The app also includes useful new features such as Fuel Information, Maintenance Reminders, Mapping, Performance Summary, and Fault Code Diagnostics.



VesselView Mobile app  
(Smartphone not included)



TDS Docking Station

## THEFT DETERRENT SYSTEM (TDS)

The **Mercury Theft Deterrent System (TDS)** improves boat and engine security. Simply plug the automotive-style key fob into the docking station on the helm and you're ready to go. The engine will start in guardian mode if the fob isn't present, but rpm is limited.



Oval MP Alert

## MOVING PROPELLER ALERT

The **MP Alert** system is the ideal safety choice to notify swimmers that a propeller is in motion. This system uses LED lights on the stern of the boat to alert swimmers that the propeller is moving. It's available in either a round or oval-shaped light package.

QUICKSILVER MARINE PARTS & ACCESSORIES

# Industry-Leading Protection

Sterndrive and inboard engines work in a tough neighbourhood. Moisture, salt and extreme loads call for the specialized care provided by proven **Quicksilver Marine Parts & Accessories®**. Engineered for the marine environment and tested in the toughest conditions, **Quicksilver Marine Parts & Accessories®** specialized oils and lubricants help engines deliver their best performance, season after season. Make **Quicksilver Marine Parts & Accessories®** your choice during scheduled maintenance.



Quicksilver's entire line of new FourStroke oils are FC-W Catalyst Compatible.







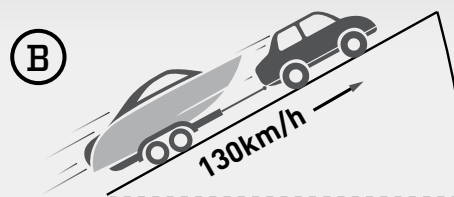
## Won't let you down

There's nothing more exciting than the first boat ride of the season – until the engine won't start due to fuel issues. Mercury can help keep your engine running right with quality fuel additives and water-separating fuel filters. The advanced formulas of Quicksilver Marine Parts & Accessories® fuel products deliver reliable performance that imitation brands can't match.

## The Lake is Not a Highway

Many people believe the technology that drives their boat is roughly the same as what powers their car or truck. That couldn't be any further from the truth. Marine technology has to be far more durable and reliable, due to the unusually high levels of stress that are put on boat engines and drive systems.

Think of it this way. Picture a car driving down the road at 100 km/h (A). That style of driving puts relatively little stress on the engine. To match the stress a marine engine faces at the same speed, that car would have to be driving up a 30 degree incline at 130 km/h – while pulling a boat (B)! Think of the strain on that engine now.



A boat's engine also has to face considerably greater corrosion challenges, especially in salt water, as well as extreme climate conditions.

And that's not all. Marine engines have to be more durable, reliable and resilient than automotive engines for one very important reason: When your boat breaks down, you can't get out and walk away!

No one knows more about building tough, reliable marine power than Mercury. Why? Because it's all we've ever done. And we've been doing it for over 75 years.

## The right engineering

A world-class engine should be maintained with world-class parts. Quicksilver Marine Parts & Accessories® are original parts and accessories, so they keep your engine within its original specifications. They should – they're designed by the same people who design Mercury engines.





# Dealer Network

## MERCURY AUTHORIZED DEALERS



## YOUR HOME TEAM

*Each Mercury engine comes with something no one else has: a Mercury Dealer. From helping you select the best engine for your needs to providing you with expert service after the sale, everyone at your local Mercury dealership is there to ensure your satisfaction. And with nearly 6000 dealers worldwide, help is never far away.*

### Making the grade

Mercury takes training so seriously we created Mercury University, a factory-conducted technician training program that includes online and classroom instruction on all Mercury Marine engines, controls, gauges, propellers, and parts and accessories. Only technicians who take required classes and pass challenging tests can become Certified Technicians, and continuing education and training are required to maintain certification. Nearly one-third of our active Certified Technicians are trained every year to sharpen their skills and keep their certifications up to date. Master Technicians are experts who have received extra training and passed a Master Technician exam while simultaneously maintaining certification for four years.

We go the extra mile for our customers. In addition to our high level of customer satisfaction and reliable products, we created Mercury University for product sales training – providing our dealer sales associates with an arsenal of product knowledge and boating expertise. Nearly two-thirds of our dealers have participated in this program, providing you confidence in our ability to supply the most accurate information when choosing your new sterndrive or inboard.



### WHY IT MATTERS

Mercury provides the training, support and tools to ensure that our dealers are prepared to provide top-notch service.



### A foundation for satisfaction

Knowledgeable and well-equipped Mercury dealers get your boating experience started on the right course. One way we provide a great experience is through our Customer Satisfaction Index awards, presented to dealers rated highly by their customers. Dealers who have won CSI awards and employ Certified or Master Technicians are known as Mercury Premier Dealers. With virtually 50% at the Premier or Certified Service level, finding one is easy.



## Petrol Sterndrives

Engine	4.5 L	4.5 L	6.2 L	6.2 L	8.2 L MAG	8.2 L MAG HO <sup>3</sup>
Cylinder N°	V6	V6	V8	V8	V8	V8
Displacement (L).	4.5	4.5	6.2	6.2	8.2	8.2
Hp/kW <sup>1</sup>	200/147.1	250/183.9	300/220.7	350/257.4	380/279.5	430/316.3
Full Throttle RPM X100	44-48	48-52	50-54	50-54	44-48	46-50
Weight <sup>2</sup> (kg)	343	343	391	391	449	509
DTS*	○	○	○	○	○	○
Axius	○	○	○	○	○	○
Catalysed (ECT)	○	○	○	○	○	○
SeaCore	—	○	○	○	○	○
Closed cooling	○ on Alpha Drives - ● on Bravo Drives				○	○
Raw water cooling	●	●	●	●	●	●
Emission Certifications						
RCD/EPA <sup>4</sup> /BSO 2 <sup>4</sup>					RCD/EPA <sup>4</sup>	
Drives						
Alpha®	○	○	—	—	—	—
Bravo One®	○	○	○	○	—	—
Bravo One® X	—	—	—	—	○	○
Bravo One® XR	—	—	—	—	○	○
Bravo Two®	—	○	○	○	—	—
Bravo Two® X	—	—	—	—	○	○
Bravo Three®	—	○	○	○	—	—
Bravo Three® X	—	—	—	—	○	○
Bravo Three® XR	—	—	—	—	○	○

## Petrol Inboards

## TowSports

Engine	6.2 L	6.2 L	8.2 L Horizon	8.2 L HO	6.2 L	6.2 L
Cylinder N°	V8	V8	V8	V8	V8	V8
Displacement (L).	6.2	6.2	8.2	8.2	6.2	6.2
Hp/kW	300/220.7	350/257.4	375/275.8	425/312.6	320/235.4	370/272.1
RPM	50-54	50-54	42-46	44-48	50-54	50-54
Weight <sup>2</sup> (kg)	483	483	526	526	432	432
DTS*	●	●	●	●	○	○
Catalysed (ECT)	○	○	●	●	○	○
Closed cooling	●	●	●	●	○	○
Raw water cooling	—	—	●	●	○	○
Emission Certifications						
RCD/EPA <sup>4</sup> /BSO 2 <sup>4</sup>			RCD/EPA <sup>4</sup>		RCD/EPA <sup>4</sup> /BSO 2 <sup>4</sup>	
Drives / Transmission						
ZF 45 C	—	—	—	—	○	○
ZF 45 IV	—	—	—	—	○	○
ZF 63 A	○	○	○	○	—	—
ZF 63 IV	○	—	—	—	—	—

\* DTS: Digital Throttle Shift.

<sup>1</sup> Expressed in metric units.

<sup>2</sup> Weight refers to the lighter gear assembled.

<sup>3</sup> 8.2 MAG HO without Emissions Control are only available with DTS.

<sup>4</sup> Only for ECT version.

● : Standard    ○ : Optional    — : Not available



**MERCURY**  
**GO BOLDLY.™**



© 2017 Brunswick Marine in EMEA. All Rights Reserved. Part #: 90-9M0101646

Brunswick Marine in EMEA continuously explores means to improve the products it designs, manufactures and distributes. Every effort is made to produce sales and service literature which is current. Changes to specifications of engines, boats and accessories are ongoing.

This brochure should not be regarded as a precise guide to the latest specifications. This brochure is also not an offer for sales of any particular engine, boat or accessory. Distributors and dealers are not agents of Brunswick Marine in EMEA or one of its affiliates and they have no authority to bind Brunswick Marine in EMEA by any express undertaking or representation, including but not limited to representations of product, sales, applications or service nature.

Not all products are available in all countries and some are available only in limited quantities. Some products shown in this catalogue are equipped with optional accessories. Please see your local dealer.



The quality system of  
Brunswick Marine in EMEA  
is ISO 9001:2008 certified