

POLARIS.COM

2019 SNOWMOBILES



WE GET YOU HERE BECAUSE HERE IS WHERE YOU WANT TO BE.

WE LIVE AT THE HEART OF THE RIDE.

Because we believe every moment on the snow should be a reason to ride again. To experience more of what unites us as snowmobilers and to forge deeper bonds in the wild, snowy places we live to ride in. Together, we are **BORN FOR MORE.**



RMK[®]
LIGHTEST. STRONGEST. MOST FLICKABLE.
DEEP SNOW: PGS. 10-15



SWITCHBACK[®]
SMOOTHEST RIDING. MOST VERSATILE.
ON & OFF TRAILS: PGS. 16-21



2019



INDY®

LEGENDARY PERFORMANCE. SIMPLY FUN.
PERFORMANCE: PGS. 22-27



RUSH®

**SHARPEST HANDLING.
QUICKEST ACCELERATING.**
TRAIL PERFORMANCE: PGS. 28-31



TITAN™

WORLD'S MOST CAPABLE CROSSOVER.
ON & OFF TRAILS: PGS. 32-35



VOYAGEUR®

LIMITLESS POSSIBILITIES.
RECREATIONAL UTILITY: PGS. 36-39





THE BEST SPORT ON SNOW AND THE BEST TEAM IN THE SPORT.

Polaris® Snowmobiles are about more. More time spent exploring. More riding firsts. More thrilling moments. More connection and more appreciation for the escape you can only experience on the snow. We design the best sleds, built by the best team, ridden by the best riders and delivered through the best experiences—so that more precision, control, and confidence lives in every single ride.



SNOWCHECK
EXCLUSIVE MODELS & CUSTOMIZATION




SNOWCHECK EXCLUSIVE

LIBERTY®
850 PATRIOT™

850 POWERFUL REASONS TO SNOWCHECK

Don't miss your chance to own your factory-customized sled featuring the ALL-NEW Polaris® 850 Patriot™ engine, which comes standard with a 4 year warranty and is available exclusively during SnowCheck on select models. Build your sled around class-leading durability and power with unrivaled responsiveness and acceleration from our most powerful engine ever. Make it yours with thousands of possible combinations of models, engines, colors, tracks, shocks, handle bars, and more.





3 SIMPLE STEPS TO TRUE FACTORY CUSTOMIZATION

STEP 1 CHOOSE YOUR SLED

CHASSIS, ENGINE, TRACK

STEP 2 CHOOSE YOUR COLOR

PANELS, TUNNELS, RAILS

STEP 3 CHOOSE YOUR OPTIONS

SHOCKS, BARS, GAUGE, WINDSHIELD, STARTER



MAKE IT YOURS!

SnowCheck is your one chance to spec and build your new sled exactly how you want it.

BUILD YOURS AT POLARIS.COM

ENGINE CHOICES FOR EVERY RIDER.

No two riders are exactly alike, so that's why we offer a complete line-up of engines. Whether you take the tightest tree lines in the deep powder with the ultimate responsiveness of our all-new 850 Patriot™ or cruise the trails with the proven fan-cooled 550, we're proud to deliver the fun factor that keeps you pushing more miles with more reliability and more confidence. Built to integrate seamlessly with the lightweight and agile Polaris® chassis, Polaris snowmobiles feature class-leading power-to-weight ratios and set a new benchmark for ultimate performance.

SNOWCHECK EXCLUSIVE



LIBERTY® 850 PATRIOT™

Introducing the all-new, SnowCheck-exclusive Polaris® 850 Patriot™, designed for class-leading durability, responsiveness, unrivaled acceleration and industry best power-to-weight. The most powerful snowmobile engine ever built by Polaris®.



LIBERTY® 800 H.O. CLEANFIRE®

The "Proven Polaris Benchmark", is part of the Polaris family of Liberty engines built in the USA. This engine was developed in conjunction with the AXYS® platform to deliver ultimate responsiveness, performance, and quality.



LIBERTY® 600 CLEANFIRE®

The 600 Cleanfire® engine is part of the Polaris family of Liberty engines built in the USA. This engine is a 600cc, liquid-cooled, SDI engine that provides proven reliable performance, instant acceleration, easy starting and great response.



550 FAN

Proven, durable, fan-cooled snowmobile engine provides reliable performance at a great value.

**NEW CYLINDER AND
CYLINDER HEAD**

OPTIMIZED FOR
STRATEGIC COOLING

**NEW ELECTRICAL
SYSTEM**

QUICKER STARTING,
MAXIMUM ELECTRICAL
POWER AT IDLE/LOW RPM

NEW PISTON

OPTIMIZED FOR
RELIABILITY AND
DURABILITY

NEW CRANKSHAFT

STRONG AND STIFF WHILE
MAINTAINING LOW INERTIA

**NEW STRATEGIC
ENGINE MOUNTING**


MINIMIZES VIBRATION
TO THE RIDER AND
MAXIMIZES BELT LIFE

**NEW COOLANT BOTTLE
WITH INTEGRATED
THERMOSTAT**

MAXIMUM DURABILITY AND
COOLING EFFICIENCY

NEW THROTTLE BODY

LIGHT, SIMPLE DURABLE DESIGN





A NEW WAY UP FOR THE REST TO FOLLOW.

Experience the RMK® and discover why it's the world's greatest mountain sled. Go to places you've imagined but few have been. Get there the only way you can – on the lightest mountain sled in the industry. Explore, challenge yourself and lead the way only with RMK®.

**RMK[®]**

LIGHTEST. STRONGEST. MOST FLICKABLE.

INSTANTANEOUS LIFT


The combination of the raised and lightweight AXYS[®] chassis, a powerful Polaris[®] engine like the 850 Patriot™ or the 800 H.O. Cleanfire[®], and Polaris-exclusive track designs pop the RMK[®] on top of the snow.

RIDER BALANCED[®] CONTROL

The AXYS[®] RMK[®] features Rider Balanced[®] positioning that delivers ultimate control for the rider. The all-new PRO-RMK[®] React™ Front Suspension provides the most precise, effortless sidehilling and ride.

IMMEDIATE RESPONSE

The world's best mountain sled is built to be the lightest and most rigid, making it incredibly responsive to rider inputs. This allows you to change direction and maneuver confidently in all conditions.




NEW
MODEL

2019 **850 PRO-RMK 163**
SNOWCHECK EXCLUSIVE

850 PRO-RMK[®] **THE WORLD'S BEST MOUNTAIN SLED**

- > 850 Patriot™ Engine
- > PRO-RMK[®] React™ Front Suspension
- > Series 6 2.6" or Series 7 3.0" Track
- > Walker Evans[®] Monotube or Piggyback Shocks
- > QuickDrive[®] Low Inertia Drive System
- > Chaincase Drive System for 3" Track Models





RMK[®]

LIGHTEST. STRONGEST. MOST FLICKABLE.

NEW PRO-RMK[®] REACT[™] FRONT SUSPENSION

- > Precise, Effortless Sidehills
- > **NEW** Geometry, Adjustable Design (36-38")
- > **NEW** Forged A-Arms and Spindles
- > Swaybar Design for Handling and Stability
- > **NEW** SLS Lightweight Springs (850 PRO-RMK[®] only)

NEW 850 PATRIOT[™] ENGINE

- > SnowCheck Exclusive
- > The Most Powerful 2-Stroke Polaris[®] – Ever
- > More Power with Legendary Responsiveness
- > Guaranteed Quality...4-Year Warranty Standard
- > Industry-Leading Power-To-Weight

NEW POWDERTRAC[®] XT BOARDS

- > **NEW** Geometry for Improved Handling
- > Improved Ergos, Traction at Back of Board
- > Improved Sidehilling and Deep Snow Capabilities
- > Extruded Aluminum Construction
- > Exclusive to 850 PRO-RMK[®] 155 & 163 Models



RMK®

LIGHTEST. STRONGEST. MOST FLICKABLE.

PRO-RMK®

THE ULTIMATE MOUNTAIN SLED

- > 850 Patriot™ / 800 H.O. / 600 Cleanfire® Engines
- > PRO-RMK® React™ Adjustable Front Suspension (36-38")
- > 850 or 800: 2.6" Series 6 / 3.0" Series 7 Tracks
- > 850 or 800: Walker Evans® Monotube / Piggyback Shocks
- > 600: Walker Evans® Monotube Shocks / 2.4" Series 5.1 Track
- > QuickDrive® Low Inertia Drive System / Chaincase Drive System with 3" Track Models



2019 **800 PRO-RMK 163**



2019 **800 PRO-RMK 174**



2019 **800 PRO-RMK 155**

- > 850 Patriot™ or 800 H.O. Cleanfire® Engine
- > Series 7 3.0" Track
- > Chaincase Drive System





RMK[®] ASSAULT[®]

THE BACKCOUNTRY ORIGINAL, EXTREME TOUGH

- > 800 H.O. Cleanfire[®] Engine
- > 2.25" Peak / 2.6" Series 6 Tracks
- > Walker Evans[®] Piggyback Needle Shocks
- > Chaincase Drive System
- > AXYS[®] Assault™ Front Suspension with Wide Adjustable Ski Stance (41.5-43.5")

2019 800 RMK ASSAULT 155

SKS

MOST VERSATILE DEEP SNOW SLED

- > 850 Patriot™ / 800 H.O. Cleanfire[®] Engine
- > RMK[®] 155 Rear Suspension: 2.25" Peak / 2.4" Series 5.1 / 2.6" Series 6 Track
- > IGX 146 Rear Suspension: 2.25" Series 5.2
- > Walker Evans[®] Piggyback Shocks
- > Chaincase Drive System, Additional Cooling
- > Narrow Ski Stance (39-41")




2019 800 SKS 146

2019 800 SKS 155



TURN THE WORLD INTO YOUR PLAYGROUND.

Experience the go-anywhere versatility of Switchback® on the trail or off the map with the sled born to give you the best of both worlds. Some days you follow the trails for miles, others you ride the backcountry for hours. All with the Polaris® Switchback®.





SWITCHBACK®

SMOOTHEST RIDING. MOST VERSATILE.

RIDER BALANCED® CONTROL

By placing the rider in the right location on the sled, we've built a sled that corners flat without sacrificing the fun factor of lifting the front end through the bumps or powder. More precise handling both on- and off-trail.

UNRIVALED ACCELERATION

When developing the AXYS® platform, Polaris® engineers minimized weight throughout the sled without compromising strength. Combined with powerful engines like the new 850 Patriot™ and class-leading power-to-weight ratios, the Switchback® gives you the best go-anywhere versatility.

RIDER-CENTRIC COMFORT

With ergonomic controls, integrated storage, enhanced wind protection, and industry-first LED headlights and gauge packages, comfort is woven directly into the AXYS® platform's design.

SWITCHBACK®

SMOOTHEST RIDING. MOST VERSATILE.

SWITCHBACK® ASSAULT® ULTIMATE BACKCOUNTRY CROSSOVER

- > 850 Patriot™ / 800 H.O. / 600 Cleanfire® Engines
- > IGX 144 Rear Suspension
- > 1.35" Cobra / 1.6" Cobra / 2" Series 4 Track
- > Walker Evans® Piggyback Needle Shocks
- > PowderTrac® Hybrid Running Boards



2019 600 SWITCHBACK ASSAULT 144



2019 850 SWITCHBACK ASSAULT 144
SNOWCHECK EXCLUSIVE





SWITCHBACK® SP 144

VERSATILE 50/50 CROSSOVER

- > 600 Cleanfire® Engine
- > IGX 144 Rear Suspension
- > Cobra 1.35" Track
- > Polaris® IFP Shocks
- > PowderTrac® Hybrid Running Boards



2019 600 SWITCHBACK® SP 144

IGX 144 REAR SUSPENSION

The IGX 144 rear suspension provides RMK®-inspired off-trail agility and balance with a drastically improved on-trail ride. Pitch is controlled through geometry.

POWDERTRAC® HYBRID RUNNING BOARDS

The design is optimized for maximum snow clean out while maintaining extreme strength. These running boards are designed to serve the needs of riders on- and off-trail where the front is wide and flat for comfort and stability, while the rear has tapered, dual-angle design for mobility and snow clearance.

POLARIS® INDUSTRY-LEADING GAUGES

Polaris® offers industry-leading gauge packages including the Polaris® Interactive Digital Display which is a 4.3" high resolution, full color, LCD digital display that connects with select features of Polaris® Ride Command, including GPS and Trail Maps. Also available is the LCD digital Polaris® MessageCenter Display.

SWITCHBACK®

SMOOTHEST RIDING. MOST VERSATILE.



2019 800 SWITCHBACK ADVENTURE

SWITCHBACK® ADVENTURE

VERSATILE, DO-IT-ALL CROSSOVER

- > 800 H.O. / 600 Cleanfire® Engines
- > PRO-XC™ Rear Suspension
- > 1.35" Cobra Track
- > FOX® QS3 Shocks
- > Lock & Ride® Adventure Cargo System
- > Electric Start and 12V Outlets

SWITCHBACK® PRO-S

SMOOTHEST RIDING & HANDLING

- > 850 Patriot™ / 800 H.O. / 600 Cleanfire® Engines
- > PRO-XC™ Rear Suspension
- > 1.25" RipSaw II / 1.35" Cobra / 1.5" Storm 150 Track
- > Walker Evans® Piggyback Needle or Hi-Lo Comp. Adj. Shocks
- > Race-Proven Independent Front Suspension



2019 600 SWITCHBACK PRO-S




POLARIS®
PRT
RACE TECHNOLOGY

2019 **850 SWITCHBACK XCR**
SNOWCHECK EXCLUSIVE

SWITCHBACK® XCR

RACE READY STRENGTH & DURABILITY

- > 850 Patriot™ / 600 Cleanfire® Engines
- > PRO-XC™ Rear Suspension
- > Race-Proven, Heavy-Duty Suspension Components
- > 1.35" Cobra / 1.75" Backcountry Track
- > Walker Evans® Hi-Lo Comp. Adj. Shocks
- > Race-Ready Brake System





INDY®

LEGENDARY PERFORMANCE. SIMPLY FUN.

LEGENDARY PERFORMANCE

For over 30 years, the INDY® name has stood for performance. For 2019, the INDY is reborn with the NEW INDY SP 129 and INDY XC 129 family built on the AXYS® platform and featuring the NEW PRO-CC™ rear suspension. Also new for 2019 is the INDY EVO™, a sled built for pure performance fun for new riders.


SIMPLY FUN

A day of riding is measured by miles and smiles. With comfortable seats, confidence-inspiring skis and integrated storage options – you'll be posting both all ride long.

PROVEN VALUE

The INDY® line-up is purpose-built for all riders. From new riders on the NEW INDY EVO™, to the 550 and 600 INDY, the touring capable 550 INDY LXT, and now the premium INDY SP 129 and INDY XC 129. Every INDY is designed and built to deliver confidence that makes your day on the snow the best it can be.





LEGENDARY INDY PERFORMANCE — REBORN.

For over 30 years, INDY® has brought family and friends together to ride. The 2019 lineup adds even more performance and fun to the legendary story. The next generation of INDY® has arrived to give more riders the chance to experience a perfect day on the throttle and in control.

INDY®

LEGENDARY PERFORMANCE. SIMPLY FUN.



NEW
MODEL

2019 **850 INDY XC 129**
SNOWCHECK EXCLUSIVE

SNOWCHECK EXCLUSIVE

850 INDY® XC 129 THE ULTIMATE CROSS-COUNTRY INDY®

- > 850 Patriot™ Engine
- > PRO-CC™ 129 Rear Suspension
- > Walker Evans® Piggyback Needle Shocks
- > 1.25" Ripsaw II / 1.35" Cobra / 1.5" Storm 150 Track



600 INDY® SP 129

PERFORMANCE TRAIL VERSATILITY

- > 600 Cleanfire® Engine
- > PRO-CC™ 129 Rear Suspension
- > Polaris® IFP Shocks
- > 1.25" Ripsaw II Track



NEW
MODEL

2019 **600 INDY SP 129**



NEW
MODEL

2019 **600 INDY XC 129**

INDY® XC 129

ULTRA PERFORMANCE TRAIL VERSATILITY

- > 850 Patriot™ / 800 H.O. / 600 Cleanfire® Engine
- > PRO-CC™ 129 Rear Suspension
- > Walker Evans® Piggyback Needle Shocks
- > 1.25" Ripsaw II / 1.35" Cobra / 1.5" Storm 150 Track

TRAIL VERSATILITY

- > Accessory 2-Up Seat Available
- > Standard Underseat Storage Bag
- > Various Accessory Storage Options Available

NEW 129 PRO-CC™ SUSPENSION **NEW** POWDERTRAC® TR BOARDS

- > Optimized Geometry to Control Pitch
- > Coupled Design
- > Delivers Quick Acceleration and Fun-Factor
- > **NEW** Easy-to-Adjust Walker Evans® Shock Package
- > **NEW** Lightweight Hyfax XT

- > Extruded Aluminum Construction
- > Enhanced Snow Cleanout
- > Updated Closeout Design for Less Snow Kick-up
- > Integrated Snow Skirt

INDY®

LEGENDARY PERFORMANCE. SIMPLY FUN.



600 INDY® SPORT TRAIL PERFORMANCE

- > PRO-RIDE® Chassis
- > 600 Cleanfire® Engine
- > Race-Proven Front Suspension
- > RydeFX® MPV Shocks

INDY EVO™ NEW RIDERS

- > Compact Ergonomics
- > Easy Steering
- > Confident Stable Ride
- > 50 MPH Top Speed
- > INDY EVO™ Front Suspension and Skis
- > With or Without Electric Start



NEW
MODEL





INDY® VALUE TRAIL

- > PRO-RIDE® Chassis
- > 550 Fan-Cooled Engine
- > Race-Proven Front Suspension
- > 121 x .91" Shockwave / 144 x 1.35" Cobra Track
- > RydeFX® MPV Shocks



INDY® ADVENTURE VERSATILE, DO-IT-ALL VALUE

- > PRO-RIDE® Chassis
- > 550 Fan-Cooled Engine
- > 144 x 1.35" / 155 x 1.6" Cobra Track
- > Lock & Ride® Convertible Passenger Seat and Cargo System
- > Electric Start
- > Tall Windshield and Mirrors



INDY® LXT TRAIL TOURING

- > PRO-RIDE® Chassis
- > 550 Fan-Cooled Engine
- > Cargo Rack
- > 2-up Seat and Backrest
- > Electric Start
- > Tall Windshield and Mirrors
- > Available in White or Sunset Red





RUSH[®]



SHARPEST HANDLING. QUICKEST ACCELERATING.

RIDER BALANCED[®] CONTROL

By placing the rider in the right location on the sled, we've built a sled that corners flat without sacrificing the fun factor. Better control in big bumps AND chatter bumps.

UNRIVALED ACCELERATION

When developing the AXYS[®] platform, Polaris[®] engineers minimized weight throughout the sled without compromising strength. Combined with powerful engines like the new 850 Patriot™ and class-leading power-to-weight ratios, the RUSH[®] is the ultimate in corner-to-corner quickness.

RIDER-CENTRIC COMFORT

With ergonomic controls, integrated storage, enhanced wind protection, and industry-first LED headlights and gauge packages, comfort is woven directly into the AXYS[®] platform's design.





GRAB THE LEAD YOU WERE BORN FOR.

Ride confidently with the ultimate control and corner-to-corner quickness only the Rider Balanced™ RUSH® with AXYS® chassis can deliver. Turn the tightest corners into your victory lap, erase bumps, grab the lead, and gain the edge you crave – only with RUSH®.

RUSH[®]

SHARPEST HANDLING. QUICKEST ACCELERATING.



2019 **600 RUSH PRO-S**

RUSH[®] PRO-S ULTIMATE CORNERING & HANDLING

- > 850 Patriot™ / 800 H.O. / 600 Cleanfire® Engines
- > PRO-XC™ Rear Suspension
- > 1.25" RipSaw II / 1.35" Cobra / 1.5" Storm 150 Track
- > Walker Evans® Piggyback Needle or Hi-Lo Comp. Adj. Shocks
- > Race-Proven Independent Front Suspension



The 2019 Founders Edition graphics honor the Polaris® legacy that started in 1954 with founders David Johnson, Allen Hetteen and Edgar Hetteen.



2019 **850 RUSH PRO-S**
SNOWCHECK EXCLUSIVE





POLARIS®
PRT
RACE TECHNOLOGY

2019 **850 RUSH® XCR**
SNOWCHECK EXCLUSIVE

RUSH® XCR

RACE READY STRENGTH & DURABILITY

- > 850 Patriot™ / 600 Cleanfire® Engines
- > Race-Proven, Heavy-Duty Suspension Components
- > 1.35" Cobra / 1.75" Backcountry Track
- > Walker Evans® Hi-Lo Comp. Adj. Shocks
- > Race-Ready Brake System





NATURE DOESN'T HAVE THE UPPER HAND ANYMORE.

Experience Polaris® TITAN™, the industry's most capable extreme crossover snowmobile. Have unrivaled confidence in the backcountry, working hard, or riding a familiar trail. Forge ahead, at work or play, with the first extreme crossover sled that puts an end to compromise.





TITAN™

WORLD'S MOST CAPABLE CROSSOVER.

RIDER BALANCED® CONTROL

The AXYS® Chassis positions the rider for optimum control in all riding situations and delivers unmatched handling in even the world's most extreme terrain and conditions.

DEEP SNOW AGILITY

The Polaris® TITAN™ delivers unmatched flotation and agility. Featuring an articulated rear suspension design that requires no adjustments to go from 2-up to towing large loads and allows you to easily backup over obstacles.

UNMATCHED CAPABILITIES

The Polaris® TITAN™ is equipped with rider-centric innovations to dominate in the most extreme conditions. TITAN™ offers unmatched cargo carrying and towing capabilities, along with innovative storage solutions. The Power Boosting Regulator delivers maximum electrical power at idle and low RPMs for comfort and convenience.

TITAN™

WORLD'S MOST CAPABLE CROSSOVER.



2019 POLARIS TITAN XC

POLARIS® TITAN™ XC

HIGH-PERFORMANCE. CROSS-COUNTRY TOUGH. EXTREME CROSSOVER.

- > 800 H.O. Cleanfire® Engine
- > Polaris® TITAN™ Articulated Rear Suspension
- > 20" x 155" x 1.8" Cobra Track
- > FOX® QS3 Shocks
- > Gripper Skis or PRO-Float Skis
- > MessageCenter Gauge
- > Electric Start



2019 POLARIS TITAN SP

POLARIS® TITAN™ SP

AGILE. ADAPTABLE. EXTREME CROSSOVER.

- > 800 H.O. Cleanfire® Engine
- > Polaris® TITAN™ Articulated Rear Suspension
- > 20" x 155" x 1.375" RipSaw Track
- > Polaris® IFP Shocks
- > PRO-Float Skis
- > MessageCenter Gauge
- > Electric Start

POLARIS® TITAN™ ADVENTURE

VERSATILE, DO-IT-ALL EXTREME CROSSOVER

- > 800 H.O. Cleanfire® Engine
- > Polaris® TITAN™ Articulated Suspension
- > 20" x 155" x 1.5" Cobra Track
- > FOX® QS3 Shocks
- > PRO-Float Skis
- > Lock & Ride® Versa Touring Passenger Seat
- > Lock & Ride® Versa Cargo Box and Rack
- > Polaris Interactive Digital Display
- > Electric Start



2019 POLARIS TITAN ADVENTURE



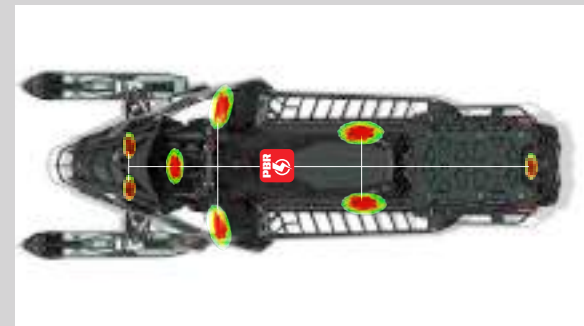
ALPHA TRANSMISSION

Provides smooth shifting and drive ranges to suit even the most extreme conditions or situations. 1200 lb. towing capabilities with High, Low, Reverse, and Neutral.



LOCK & RIDE® PLATFORM

Integrated design allows for maximum storage, with or without passenger seat. Industry-leading carrying capacity of 85 lb. (38.5 kg.) and integrated Lock & Ride® mounting system holds cargo box and other storage accessories.



POWER BOOSTING REGULATOR

This industry-first Power Boosting Regulator delivers maximum electrical power at idle and low RPMs. Ensures electrical power for rider comfort and convenience features, such as accessory heated seats, hand-warmers, battery charging and other accessories.



WORK HARD. HAVE FUN. REPEAT.

At work or at play, it's all about enjoying the ride on a Voyager®. Breaking new trails, hauling gear, delivering supplies, going to lunch, joyriding – count on Voyager to get you there, and then some. On the trail or on top of the deep stuff – haul more, tow more and ride more.



VOYAGEUR®

LIMITLESS POSSIBILITIES.

ULTIMATE FLOTATION

The Voyager® family is built to deliver performance wherever your snowmobiling day takes you. From accessing the powerline to checking the trap line, aggressive tracks and tough, wide PRO-Float skis keep you on top of the snow.

UNMATCHED HAULING

With its hitch, rear rack, and Polaris® rear suspension technology, the capable Voyager® maintains control and precision whether under load on-trail or in the deep snow.

PROVEN HANDLING

With the perfect blend of RMK® DNA and Polaris® suspension technology, the Voyager® delivers the best off-trail performance with confident trail handling at any speed.

VOYAGEUR[®]

LIMITLESS POSSIBILITIES.

600 VOYAGEUR[®] 144

AGILE, POWERFUL, ALL PURPOSE SPORT-UTILITY

- > 600 Cleanfire[®] Engine
- > IGX 144 Rear Suspension
- > 144 x 2" Series 4 Track
- > Gripper Skis
- > Cargo Rack and Receiver Hitch
- > Electric Start



2019 600 VOYAGEUR 144





550 VOYAGEUR® 155

VERSATILE WORK & FUN

- > 550 Fan-Cooled Engine
- > Articulated Rear Suspension
- > 155 x 1.6" Cobra Track
- > PRO-Float Skis
- > Cargo Rack and Hinged Hitch
- > Electric Start



2019 550 VOYAGEUR 155

550 VOYAGEUR® 144

VERSATILE WORK & FUN

- > 550 Fan-Cooled Engine
- > Coil-Over Rear Suspension
- > 144 x 1.35" Cobra Track
- > Gripper Skis
- > Cargo Rack and Receiver Hitch
- > Electric Start



2019 550 VOYAGEUR 144

2019 MODEL SPECS



MODEL NAME	850 PRO-RMK® 174	800 PRO-RMK® 174	850 PRO-RMK® 163	850 PRO-RMK® 163 / 3"	800 PRO-RMK® 163	800 PRO-RMK® 163 / 3"	850 PRO-RMK® 155	850 PRO-RMK® 155 / 3"	
DIMENSIONS	Fuel Capacity (gallons/liters)	11.5/43.5	11.5/43.5	11.5/43.5	11.5/43.5	11.5/43.5	11.5/43.5	11.5/43.5	
	Overall Height (in./cm.)	49.125/124.7	49.125/124.7	49.125/124.7	49.125/124.7	49.125/124.7	49.125/124.7	49.125/124.7	
	Overall Width (in./cm.)	43.5/110.5	43.5/110.5	43.5/110.5	43.5/110.5	43.5/110.5	43.5/110.5	43.5/110.5	
	Ski Center Distance (in./cm.)	36-37-38/91.4-93.9-96.5	36-37-38/91.4-93.9-96.5	36-37-38/91.4-93.9-96.5	36-37-38/91.4-93.9-96.5	36-37-38/91.4-93.9-96.5	36-37-38/91.4-93.9-96.5	36-37-38/91.4-93.9-96.5	36-37-38/91.4-93.9-96.5
	Estimated Dry Weight (lbs./kg.)	449/203.7	442/200.4	420/190.5	433/196	413/187.3	Varies Based on Options	415/188.2	428/194
Overall Length (in./cm.)	142/360.6	142/360.6	134.4/341.4	134.4/341.4	134.4/341.4	134.4/341.4	131/332.75	131/332.75	
ENGINE & DRIVE TRAIN	Engine Type/Cooling	Liquid Cooled	Liquid Cooled	Liquid Cooled	Liquid Cooled	Liquid Cooled	Liquid Cooled	Liquid Cooled	
	Disc Brake Type	AXYS™ RMK® LWT	AXYS™ RMK® LWT	AXYS™ RMK® LWT	AXYS™ RMK® LWT	AXYS™ RMK® LWT	AXYS™ RMK® LWT	AXYS™ RMK® LWT	
	Drive System Type	Chaincase	Chaincase	QuickDrive®	Chaincase	QuickDrive®	Chaincase	QuickDrive®	Chaincase
	Drive/Driven Clutch	P-85/TEAM® LWT	P-85/TEAM® LWT	P-85/TEAM® LWT	P-85/TEAM® LWT	P-85/TEAM® LWT	P-85/TEAM® LWT	P-85/TEAM® LWT	P-85/TEAM® LWT
SUSPENSION	Front Suspension	AXYS® RMK® React™	AXYS® RMK® React™	AXYS® RMK® React™	AXYS® RMK® React™	AXYS® RMK® React™	AXYS® RMK® React™	AXYS® RMK® React™	
	Rear Suspension	AXYS® RMK®	AXYS® RMK®	AXYS® RMK®	AXYS® RMK®	AXYS® RMK®	AXYS® RMK®	AXYS® RMK®	
	Shock Package	Walker Evans® Piggy or Mono	Walker Evans® Piggy or Mono	Walker Evans® Piggy or Mono	Walker Evans® Piggy or Mono	Walker Evans® Piggy or Mono	Walker Evans® Piggy or Mono	Walker Evans® Piggy or Mono	
	Ski Type	Gripper	Gripper	Gripper	Gripper	Gripper	Gripper	Gripper	
	Track Width/Length/Height (in.)	15 x 174 x 3.0 Series 7	15 x 174 x 3.0 Series 7	15 x 163 x 2.6 Series 6	15 x 163 x 3.0 Series 7	15 x 163 x 2.6 Series 6	15 x 163 x 3.0 Series 7	15 x 155 x 2.6 Series 6	15 x 155 x 3.0 Series 7
FEATURES	Color	Various In Season Options	Various In Season Options	Various In Season Options	Various In Season Options	Various In Season Options	Various In Season Options	Various In Season Options	
	Electric Start	Optional	Optional	Optional	Optional	Optional	Optional	Optional	
	Gauge	PIDD or MessageCenter	PIDD or MessageCenter	PIDD or MessageCenter	PIDD or MessageCenter	PIDD or MessageCenter	PIDD or MessageCenter	PIDD or MessageCenter	
	Special Features	Standard Underseat Storage	Standard Underseat Storage	Standard Underseat Storage, PowderTrac® XT Running Boards	Standard Underseat Storage, PowderTrac® XT Running Boards	Standard Underseat Storage	Standard Underseat Storage	Standard Underseat Storage, PowderTrac® XT Running Boards	Standard Underseat Storage, PowderTrac® XT Running Boards

For full specs, visit Polaris.com

Polaris reserves the right to change specifications at any time without incurring obligation. All performance and/or feature and benefit claims are based upon competitive data available at time of printing.



MODEL NAME	800 PRO-RMK® 155	800 PRO-RMK® 155 / 3"	600 PRO-RMK® 155	600 RMK® 144	850 SKS 155	800 SKS 155	850 SKS 146	800 SKS 146	
DIMENSIONS	Fuel Capacity (gallons/liters)	11.5/43.5	11.5/43.5	11.5/43.5	12/45.4	11.5/43.5	11.5/43.5	12/45.4	
	Overall Height (in./cm.)	49.125/124.7	49.125/124.7	49.125/124.7	46/117	49.125/124.7	49.125/124.7	51/129.5	
	Overall Width (in./cm.)	43.5/110.5	43.5/110.5	43.5/110.5	46.5/118.1	46.5/118.1	46.5/118.1	46.5/118.1	
	Ski Center Distance (in./cm.)	36-37-38/91.4-93.9-96.5	36-37-38/91.4-93.9-96.5	36-37-38/91.4-93.9-96.5	39-40-41/99.1-101.6-104.1	39-40-41/99.1-101.6-104.1	39-40-41/99.1-101.6-104.1	39-40-41/99.1-101.6-104.1	39-40-41/99.1-101.6-104.1
	Estimated Dry Weight (lbs./kg.)	408/185	Varies Based on Options	412/186.9	455/206	452/205	445/201.8	475/215.4	463/210
	Overall Length (in./cm.)	131/332.75	131/332.75	131/332.75	125/317.5	131/332.75	131/332.75	131/332.75	131/332.75
ENGINE & DRIVE TRAIN	Engine Type/Cooling	Liquid Cooled	Liquid Cooled	Liquid Cooled	Liquid Cooled	Liquid Cooled	Liquid Cooled	Liquid Cooled	
	Disc Brake Type	AXYS™ RMK® LWT	AXYS™ RMK® LWT	AXYS™ RMK® LWT	AXYS™ Radial	AXYS™ RMK® LWT	AXYS™ Radial	AXYS™ Radial	
	Drive System Type	QuickDrive®	Chaincase	QuickDrive®	Chaincase	Chaincase	Chaincase	Chaincase	
	Drive/Driven Clutch	P-85/TEAM® LWT	P-85/TEAM® LWT	P-85/TEAM® LWT	P-85/TEAM® LWT	P-85/TEAM® LWT	P-85/TEAM® LWT	P-85/TEAM® LWT	P-85/TEAM® LWT
SUSPENSION	Front Suspension	AXYS® RMK® React™	AXYS® RMK® React™	AXYS® RMK® React™	RMK® Adjustable	AXYS® RMK® Adjustable	AXYS® RMK® Adjustable	AXYS® RMK® Adjustable	
	Rear Suspension	AXYS® RMK®	AXYS® RMK®	AXYS® RMK®	IGX 144	AXYS® RMK®	AXYS® RMK®	IGX 146	
	Shock Package	Walker Evans® Piggy or Mono	Walker Evans® Piggy or Mono	Walker Evans® Monotube	RydeFX® MPV	Walker Evans® Piggyback	Walker Evans® Piggyback	Walker Evans® Piggyback	
	Ski Type	Gripper	Gripper	Gripper	Gripper	Gripper	Gripper	Gripper	
	Track Width/Length/Height (in.)	15 x 155 x 2.6 Series 6	15 x 155 x 3.0 Series 7	15 x 155 x 2.4 Series 5.1	15 x 144 x 2.0 Series 4	2.25 Peak / 2.4 / 2.6 Series 6	2.25 Peak / 2.4 / 2.6 Series 6	2.25 Series 5.2	2.25 Series 5.2
FEATURES	Color	Various In Season Options	Various In Season Options	Radar Blue	White Lightning	Various In Season Options	Various In Season Options	Various In Season Options	
	Electric Start	Optional	Optional	Optional	Optional	Optional	Optional	Optional	
	Gauge	PIDD or MessageCenter	PIDD or MessageCenter	MessageCenter	MessageCenter	PIDD or MessageCenter	PIDD or MessageCenter	PIDD or MessageCenter	
	Special Features	Standard Underseat Storage	Standard Underseat Storage	Standard Underseat Storage	Standard Underseat Storage	Standard Underseat Storage	Standard Underseat Storage	Standard Underseat Storage	



GET THE COLORS YOU WANT!

New for 2019, multiple color and feature options will be available on select models in-season through your local dealer. Below are just a few of the possible combinations. Visit polaris.com or your dealer for more details.

MODEL NAME		800 RMK® ASSAULT® 155	850 SWITCHBACK® ASSAULT® 144	800 SWITCHBACK® ASSAULT® 144	600 SWITCHBACK® ASSAULT® 144
DIMENSIONS	Fuel Capacity (gallons/liters)	11.5/43.5	12/45.4	12/45.4	12/45.4
	Overall Height (in./cm.)	49.125/124.7	54.5/138.4	54.5/138.4	54.5/138.4
	Overall Width (in./cm.)	46.5/118.1	47/119.4	47/119.4	47/119.4
	Ski Center Distance (in./cm.)	41.5-42.5-43.5/105.4-108-110.5	42.5/108	42.5/108	42.5/108
	Estimated Dry Weight (lbs./kg.)	427/193.7 // 418/189.6	468/212.3	456/207	456/207
ENGINE & DRIVE TRAIN	Overall Length (in./cm.)	131/332.75	125/317.5	125/317.5	125/317.5
	Engine Type/Cooling	Liquid Cooled	Liquid Cooled	Liquid Cooled	Liquid Cooled
	Disc Brake Type	AXYS™ RMK® LWT	AXYS™ Radial	AXYS™ Radial	AXYS™ Radial
	Drive System Type	Chaincase	Chaincase	Chaincase	Chaincase
	Drive/Driven Clutch	P-85/TEAM® LWT	P-85/TEAM® LWT	P-85/TEAM® LWT	P-85/TEAM® LWT
SUSPENSION	Front Suspension	AXYS™ Assault® Adjustable	AXYS® Front Suspension	AXYS® Front Suspension	AXYS® Front Suspension
	Rear Suspension	AXYS® RMK®	IGX 144	IGX 144	IGX 144
	Shock Package	Walker Evans® Needle	Walker Evans® Needle	Walker Evans® Needle	Walker Evans® Needle
	Ski Type	Gripper	PRO-STEER	PRO-STEER	PRO-STEER
	Track Width/Length/Height (in.)	2.25 Peak / 2.6 Series 6	1.35 or 1.6 Cobra/2 Series 4	1.35 or 1.6 Cobra/2 Series 4	1.35 or 1.6 Cobra/2 Series 4
FEATURES	Color	Various In Season Options	Various In Season Options	Various In Season Options	Various In Season Options
	Electric Start	Optional	Optional	Optional	Optional
	Gauge	PIDD or MessageCenter	PIDD or MessageCenter	PIDD or MessageCenter	PIDD or MessageCenter
	Special Features	Standard Underseat Storage	Standard Underseat Storage	Standard Underseat Storage	Standard Underseat Storage



ORANGE BURST



BLACK PEARL WITH SKY BLUE



BLACK PEARL



INDY® RED



MODEL NAME		600 SWITCHBACK® SP 144	800 SWITCHBACK® ADVENTURE	600 SWITCHBACK® ADVENTURE	850 SWITCHBACK® PRO-S
DIMENSIONS	Fuel Capacity (gallons/liters)	12/45.4	12/45.4	12/45.4	12/45.4
	Overall Height (in./cm.)	54.5/138.4	49/124.5	49/124.5	46/116.8
	Overall Width (in./cm.)	47/119.4	47/119.4	47/119.4	47/119.4
	Ski Center Distance (in./cm.)	42.5/108	42.5/108	42.5/108	42.5/108
	Estimated Dry Weight (lbs./kg.)	479/217	491/222.7	492/223.2	459/208.2
ENGINE & DRIVE TRAIN	Overall Length (in./cm.)	125/317.5	121/307.4	121/307.4	121/307.4
	Engine Type/Cooling	Liquid Cooled	Liquid Cooled	Liquid Cooled	Liquid Cooled
	Disc Brake Type	AXYS™ Radial	AXYS™ Radial	AXYS™ Radial	AXYS™ Radial
	Drive System Type	Chaincase	Chaincase	Chaincase	Chaincase
	Drive/Driven Clutch	P-85/TEAM® LWT	P-85/TEAM® LWT	P-85/TEAM® LWT	P-85/TEAM® LWT
SUSPENSION	Front Suspension	AXYS® Front Suspension	AXYS® Front Suspension	AXYS® Front Suspension	AXYS® Front Suspension
	Rear Suspension	IGX 144	PRO-XC™	PRO-XC™	PRO-XC™
	Shock Package	Polaris® IFP	FOX® Comp. Adj. Piggyback	FOX® Comp. Adj. Piggyback	Walker Evans® Needle or Hi-Lo
	Ski Type	PRO-STEER	PRO-STEER	PRO-STEER	PRO-STEER
	Track Width/Length/Height (in.)	15 X 144 X 1.35 Cobra	15 X 137 X 1.352 Cobra	15 X 137 X 1.352 Cobra	1.25 Ripsaw/1.35 Cobra/1.5 Storm
FEATURES	Color	INDY® Red	Matte Titanium	Matte Titanium	Various In Season Options
	Electric Start	Standard	Standard	Standard	Optional
	Gauge	MessageCenter	PIDD	MessageCenter	PIDD or MessageCenter
	Special Features	Standard Underseat Storage	Lock & Ride® Adventure Cargo System , Mirrors, Extreme Front Bumper	Lock & Ride® Adventure Cargo System , Mirrors, Extreme Front Bumper	Standard Underseat Storage



BLACK PEARL WITH LIME SQUEEZE



BLACK PEARL WITH INDY® RED




PINK RIBBON RIDERS® EDITION



LIME SQUEEZE



FOUNDERS EDITION



SKY BLUE WITH LIME SQUEEZE

2019 MODEL SPECS



MODEL NAME	800 SWITCHBACK® PRO-S	600 SWITCHBACK® PRO-S	850 SWITCHBACK® XCR	600 SWITCHBACK® XCR	850 INDY® XC 129	800 INDY® XC 129	600 INDY® XC 129	600 INDY® SP 129
DIMENSIONS	Fuel Capacity (gallons/liters)	12/45.4	12/45.4	12/45.4	12/45.4	12/45.4	12/45.4	12/45.4
	Overall Height (in./cm.)	46/116.8	46/116.8	46/116.8	46/116.8	46/116.8	46/116.8	46/116.8
	Overall Width (in./cm.)	47/119.4	47/119.4	47/119.4	47/119.4	47/119.4	47/119.4	47/119.4
	Ski Center Distance (in./cm.)	42.5/108	42.5/108	42.5/108	42.5/108	42.5/108	42.5/108	42.5/108
	Estimated Dry Weight (lbs./kg.)	447/202.8	447/202.8	472/214.1	460/208.7	460/208.7	455/206.3	454/205.9
Overall Length (in./cm.)	121/307.4	121/307.4	121/307.4	121/307.4	117/297.2	117/297.2	117/297.2	117/297.2
ENGINE & DRIVETRAIN	Engine Type/Cooling	Liquid Cooled	Liquid Cooled	Liquid Cooled	Liquid Cooled	Liquid Cooled	Liquid Cooled	Liquid Cooled
	Disc Brake Type	AXYS™ Radial	AXYS™ Radial	AXYS™ Race Radial	AXYS™ Race Radial	AXYS™ Radial	AXYS™ Radial	AXYS™ Radial
	Drive System Type	Chaincase	Chaincase	Chaincase	Chaincase	Chaincase	Chaincase	Chaincase
	Drive/Driven Clutch	P-85/TEAM® LWT	P-85/TEAM® LWT	P-85/TEAM® LWT	P-85/TEAM® LWT	P-85/TEAM® LWT	P-85/TEAM® LWT	P-85/TEAM® LWT
SUSPENSION	Front Suspension	AXYS® Front Suspension	AXYS® Front Suspension	AXYS® Front Suspension	AXYS® Front Suspension	AXYS® Front Suspension	AXYS® Front Suspension	AXYS® Front Suspension
	Rear Suspension	PRO-XC™	PRO-XC™	PRO-XC™	PRO-XC™	PRO-CC™	PRO-CC™	PRO-CC™
	Shock Package	Walker Evans® Needle or Hi-Lo	Walker Evans® Needle or Hi-Lo	Walker Evans® Hi-Lo Speed	Walker Evans® Hi-Lo Speed	Walker Evans® Comp. Adj.	Walker Evans® Comp. Adj.	Walker Evans® Comp. Adj.
	Ski Type	PRO-STEER	PRO-STEER	PRO-STEER	PRO-STEER	PRO-STEER	PRO-STEER	PRO-STEER
	Track Width/Length/Height (in.)	1.25 Ripsaw/1.35 Cobra/1.5 Storm	1.25 Ripsaw/1.35 Cobra/1.5 Storm	1.35 Cobra/1.75 Backcountry	1.35 Cobra/1.75 Backcountry	1.25 Ripsaw/1.35 Cobra/1.5 Storm	1.25 Ripsaw/1.35 Cobra/1.5 Storm	1.25 Ripsaw/1.35 Cobra/1.5 Storm
FEATURES	Color	Various In Season Options	Various In Season Options	Various In Season Options	Various In Season Options	Various In Season Options	Various In Season Options	INDY® Red
	Electric Start	Optional	Optional	Optional	Optional	Optional	Optional	Standard
	Gauge	PIDD or MessageCenter	PIDD or MessageCenter	PIDD or MessageCenter	PIDD or MessageCenter	PIDD or MessageCenter	PIDD or MessageCenter	MessageCenter
	Special Features	Standard Underseat Storage	Standard Underseat Storage	Race-Ready Suspension and Brakes	Race-Ready Suspension and Brakes	Standard Underseat Storage	Standard Underseat Storage	Standard Underseat Storage

For full specs, visit Polaris.com

Polaris reserves the right to change specifications at any time without incurring obligation. All performance and/or feature and benefit claims are based upon competitive data available at time of printing.



MODEL NAME	600 INDY®	550 INDY®	550 INDY® 144	INDY EVO™	550 INDY® ADVENTURE 155	550 INDY® ADVENTURE 144	550 INDY® LXT	550 INDY® LXT
DIMENSIONS	Fuel Capacity (gallons/liters)	11.5/43.5	11.5/43.5	11.5/43.5	10/37.8	11.5/43.5	11.5/43.5	11.5/43.5
	Overall Height (in./cm.)	48/122	48/122	48/122	41/104	58/142	58/137	54/137
	Overall Width (in./cm.)	48/122	48/122	48/122	44/111	48/122	48/122	48/122
	Ski Center Distance (in./cm.)	42.5/108	42.5/108	42.5/108	39/99	39/99.1	42.5/108	42.5/108
	Estimated Dry Weight (lbs./kg.)	470/213.2	445/201.8	452/205	409/185.5	524/238	498/226	467/212
	Overall Length (in./cm.)	114/289	114/289	124/315	114/289	132.25/335.9	124/315	124/315
ENGINE & DRIVETRAIN	Engine Type/Cooling	Liquid Cooled	Fan Cooled	Fan Cooled	Fan Cooled	Fan Cooled	Fan Cooled	Fan Cooled
	Disc Brake Type	Phantom Hydraulic	RMK® Hydraulic	RMK® Hydraulic	RMK® Hydraulic	RMK® Hydraulic	RMK® Hydraulic	RMK® Hydraulic
	Drive System Type	Chaincase	Chaincase	Chaincase	Chaincase	Chaincase	Chaincase	Chaincase
	Drive/Driven Clutch	P-85/TEAM® LWT	CVTech PowerBloc50/In Vance	CVTech PowerBloc50/In Vance	CVTech PowerBloc50/In Vance	CVTech PowerBloc50/In Vance	CVTech PowerBloc50/In Vance	CVTech PowerBloc50/In Vance
SUSPENSION	Front Suspension	PRO-RIDE™	PRO-RIDE™	PRO-RIDE™	INDY EVO™	RMK® Adjustable	RMK® Adjustable	PRO-RIDE™
	Rear Suspension	INDY®	INDY®	INDY®	INDY®	INDY® Articulated	INDY® Articulated	INDY®
	Shock Package	RydeFX® MPV	RydeFX® MPV	RydeFX® MPV	RydeFX® MPV	RydeFX® MPV	RydeFX® MPV	RydeFX® MPV
	Ski Type	INDY®	PRO-STEER	PRO-STEER	INDY EVO™	PRO-FLOAT	PRO-FLOAT	PRO-STEER
	Track Width/Length/Height (in.)	15 x 121 x .91 Shockwave	15 x 121 x .91 Shockwave	15 x 144 x 1.35 Cobra	15 x 121 x .91 Shockwave	15 x 155 x 1.6 Cobra	15 x 144 x 1.35 Cobra	15 x 144 x 1.0 Energy
FEATURES	Color	White	White	White	Velocity Blue or INDY® Red	Matte Titanium	Matte Titanium	Sunset Red
	Electric Start	Standard	Standard	Standard	Optional	Standard	Standard	Standard
	Gauge	MessageCenter	MessageCenter	MessageCenter	MessageCenter	MessageCenter	MessageCenter	MessageCenter
	Special Features					Lock & Ride® Convertible Pass. Seat & Cargo System, Mirrors	Lock & Ride® Convertible Pass. Seat & Cargo System, Mirrors	Cargo Rack, 2-Up Seat and Backrest, Mirrors

						
MODEL NAME		850 RUSH® PRO-S	800 RUSH® PRO-S	600 RUSH® PRO-S	850 RUSH® XCR	600 RUSH® XCR
DIMENSIONS	Fuel Capacity (gallons/liters)	12 / 45.4	12 / 45.4	12 / 45.4	12 / 45.4	12 / 45.4
	Overall Height (in./cm.)	46 / 116.8	46 / 116.8	46 / 116.8	46 / 116.8	46 / 116.8
	Overall Width (in./cm.)	47 / 119.4	47 / 119.4	47 / 119.4	47 / 119.4	47 / 119.4
	Ski Center Distance (in./cm.)	42.5 / 108	42.5 / 108	42.5 / 108	42.5 / 108	42.5 / 108
	Estimated Dry Weight (lbs./kg.)	444 / 201.3	432 / 195.6	432 / 195.6	461 / 209.1	449 / 203.7
	Overall Length (in./cm.)	114 / 289.6	114 / 289.6	114 / 289.6	114 / 289.6	114 / 289.6
ENGINE & DRIVE TRAIN	Engine Type/Cooling	Liquid Cooled	Liquid Cooled	Liquid Cooled	Liquid Cooled	Liquid Cooled
	Disc Brake Type	AXYS™ Radial	AXYS™ Radial	AXYS™ Radial	AXYS™ Race Radial	AXYS™ Race Radial
	Drive System Type	Chaincase	Chaincase	Chaincase	Chaincase	Chaincase
	Drive/Driven Clutch	P-85 / TEAM® LWT	P-85 / TEAM® LWT	P-85 / TEAM® LWT	P-85 / TEAM® LWT	P-85 / TEAM® LWT
SUSPENSION	Front Suspension	AXYS® Front Suspension	AXYS® Front Suspension	AXYS® Front Suspension	AXYS® Front Suspension	AXYS® Front Suspension
	Rear Suspension	PRO-XC™	PRO-XC™	PRO-XC™	PRO-XC™	PRO-XC™
	Shock Package	Walker Evans® Needle or Hi-Lo	Walker Evans® Needle or Hi-Lo	Walker Evans® Needle or Hi-Lo	Walker Evans® Hi-Lo Speed	Walker Evans® Hi-Lo Speed
	Ski Type	PRO-STEER	PRO-STEER	PRO-STEER	PRO-STEER	PRO-STEER
	Track Width/Length/Height (in.)	1.25 Ripsaw / 1.35 Cobra / 1.5 Storm	1.25 Ripsaw / 1.35 Cobra / 1.5 Storm	1.25 Ripsaw / 1.35 Cobra / 1.5 Storm	1.35 Cobra / 1.75 Backcountry	1.35 Cobra / 1.75 Backcountry
FEATURES	Color	Various In Season Options	Various In Season Options	Various In Season Options	Various In Season Options	Various In Season Options
	Electric Start	Optional	Optional	Optional	Optional	Optional
	Gauge	PIDD or MessageCenter	PIDD or MessageCenter	PIDD or MessageCenter	PIDD or MessageCenter	PIDD or MessageCenter
	Special Features	Standard Underseat Storage	Standard Underseat Storage	Standard Underseat Storage	Race-Ready Suspension and Brakes	Race-Ready Suspension and Brakes

									
MODEL NAME		120 INDY®	800 POLARIS® TITAN™ ADVENTURE	800 POLARIS® TITAN™ XC	800 POLARIS® TITAN™ SP	600 VOYAGEUR® 144	550 VOYAGEUR® 155	550 VOYAGEUR® 144	550 WIDETRAX LX
DIMENSIONS	Fuel Capacity (gallons/liters)	.5 / 1.9	14 / 53	14 / 53	14 / 53	12 / 45.4	11.5 / 43.5	11.5 / 43.5	11 / 41.6
	Overall Height (in./cm.)	31 / 78	57 / 145	48.5 / 123	54 / 137	54.5 / 138.5	56 / 142	54 / 137	51 / 129.5
	Overall Width (in./cm.)	34 / 86	48 / 122	45 / 114	48 / 122	45 / 114.3	48 / 122	46.5 / 118	43.5 / 110.5
	Ski Center Distance (in./cm.)	30 / 76	39 - 40 - 41 / 99.1 - 101.6 - 104.1	39 - 40 - 41 / 99.1 - 101.6 - 104.1	39 - 40 - 41 / 99.1 - 101.6 - 104.1	39 - 40 - 41 / 99.1 - 101.6 - 104.1	39 / 99.1	39 - 41 / 99.1 - 104.1	38 / 96.5
	Estimated Dry Weight (lbs./kg.)	147 / 66	658 / 298	605 / 274	602 / 274	486 / 220	478.5 / 217	465 / 211	613 / 278
	Overall Length (in./cm.)	75 / 190	129 / 328	129 / 328	129 / 328	127 / 322.6	132.25 / 335.9	131.8 / 332.2	128 / 325.1
ENGINE & DRIVE TRAIN	Engine Type/Cooling	Fan Cooled	Liquid Cooled	Liquid Cooled	Liquid Cooled	Liquid Cooled	Fan Cooled	Fan Cooled	Fan Cooled
	Disc Brake Type	Mechanical Drum	Titan Hydraulic	Titan Hydraulic	Titan Hydraulic	AXYS™ Radial	RMK® Hydraulic	RMK® Hydraulic	RMK® Hydraulic
	Drive System Type	Chaincase	H-L-N-R Transmission	H-L-N-R Transmission	H-L-N-R Transmission	Chaincase	Chaincase	Chaincase	H-L-N-PERC Transmission
	Drive/Driven Clutch	P-40	P-85 / TEAM® BOSS	P-85 / TEAM® BOSS	P-85 / TEAM® BOSS	P-85 / TEAM® LWT	CVTech PowerBloc50 / Invince	CVTech PowerBloc50 / Invince	P-85 / TEAM® LWT
SUSPENSION	Front Suspension	IFS	AXYS® Front Suspension	AXYS® Front Suspension	AXYS® Front Suspension	RMK® Adjustable	RMK® Adjustable	PRO-RIDE™	IFS
	Rear Suspension	Mini INDY®	Titan Articulated	Titan Articulated	Titan Articulated	IGX 144	INDY® Articulated	INDY®	Widetrax Articulated
	Shock Package	Steel Monotube	FOX® QS3 Comp. Adj. Piggyback	FOX® QS3 Comp. Adj. Piggyback	Polaris IFP	RydeFX® MPV	RydeFX® MPV	RydeFX® MPV	Nitrex
	Ski Type	Composite	PRO-FLOAT	Gripper or PRO-FLOAT	PRO-FLOAT	Gripper	PRO-FLOAT	Gripper	PRO-FLOAT
	Track Width/Length/Height (in.)	10 x 69 x .79 Tri-Star	20 x 155 x 1.5 Cobra	20 x 155 x 1.8 Cobra	20 x 155 x 1.375 Ripsaw Full	15 x 144 x 2.0 Series 4	15 x 155 x 1.6 Cobra	15 x 144 x 1.35 Cobra	20 x 156 x 1.00 Shockwave
FEATURES	Color	Sonic Blue	Matte Titanium	Various In Season Options	Radar Blue	Radar Blue	Radar Blue	Radar Blue	Black
	Electric Start	N/A	Standard	Standard	Standard	Standard	Standard	Standard	Standard
	Gauge	N/A	PIDD	MessageCenter	MessageCenter	MessageCenter	MessageCenter	MessageCenter	Mechanical
	Special Features	Tether	Lock & Ride® Versa Touring Pass. Seat & Versa Storage Cargo Box and Rack, Mirrors	Integrated Lock & Ride® Versa Storage Platform	Integrated Lock & Ride® Versa Storage Platform	Rack, Hitch	Rack, Hitch	Rack, Hitch	Rack, Hitch, 2-Up Seat and Backrest

The ride isn't just starting the engine and hitting the throttle. It's chasing the feeling you crave all year long. It's everything up to that moment, and the memories after. It's the planning, the anticipating, the escape. Discover more freedom and live to ride. Together, we are **BORN FOR MORE.**

POLARIS.COM



Photographed using a highly skilled professional operator under controlled conditions. Polaris recommends that all riders take a training course. Do not attempt maneuvers beyond your capability. Always wear a helmet and other safety apparel. Never drink and ride. Snowmobiles depicted in this brochure may feature Polaris® parts and accessories and are not standard features of the base model snowmobile they accompany. All performance and/or feature and benefit claims are based upon competitive data available at time of printing. For your nearest dealer, call 1-800-POLARIS or go to www.terrain domination.com. Unless noted, trademarks are the property of Polaris Industries Inc. Pro Taper® is a registered trademark of Lacy Distribution, Inc. TEAM® is a registered trademark of TEAM Industries RydeFX™ is a trademark of Arvin Technologies, Inc. FOX® is a trademark of FOX Factory Inc. Walker Evans® is a registered trademark of Walker Evans Enterprises Corporation. SNOWGDER® is a registered trademark of EPG Media, LLC. All pricing, specifications, claims, and information contained in this brochure are based upon current knowledge and printed material available at time of publication. All pricing, specifications, and descriptions are subject to change without notice, and Polaris assumes no responsibility for changes in pricing or specifications. Polaris assumes no responsibility for any inaccuracies, opinions, or omissions in this brochure.

Polaris Sales Inc., 2100 Hwy. 55, Medina, MN 55340
(763) 542-0500 Fax (763) 542-0599

Polaris Industries LTD. 50 Prairie Way, Winnipeg, Manitoba Canada R2J3J8
(204) 925-7100 Fax (204) 925-7110



For every sled sold, Polaris makes a donation to your state or provincial association to help build awareness and membership.